

# English Course



Name: \_\_\_\_\_

## Class 1

### ❖ Greetings:



Good Morning



Good Afternoon



Good Evening



Good Night



Hello / Hi / Hey there /



Bye / Good Bye/ Bye Bye /  
See you / See you later / Take care

### How are you?



I'm fine, thanks. / I'm ok.  
I feel great! / Wonderful



So so



I'm down.  
I am not very well.

## ❖ Reading the dialogue:

Jennifer: Hello. My name is Jennifer Wan.

Michael: Hi. I'm Michael Lynch.

Jennifer: Nice to meet you, Michael.

Michael: Nice to meet you, too, Jennifer.

Jennifer: How do you spell Lynch?

Michael: It's L-Y-N-C-H. And how do you spell Wan?

Jennifer: It's W-A-N.

## ❖ Sentences to be used during classes:

- Let's go class!
- May / Can I go to the bathroom?
- May / Can I drink water?
- Excuse me. May I come in? Yes, please / No, I'm sorry.
- Sorry. I'm late.
- Do you understand? Yes, I do / No, I don't
- Do you have any doubts? Any doubts? Yes, I do / No, I don't
- I'm here/ Here/ Present

## ❖ The alphabet:

A	<i>ei</i>	H	<i>eitch</i>	Q	<i>kiu</i>	W	<i>dabouiu</i>
B	<i>bi</i>	I	<i>ai</i>	R	<i>arr</i>	X	<i>éx</i>
C	<i>si</i>	J	<i>jhei</i>	S	<i>és</i>	Y	<i>uai</i>
D	<i>di</i>	K	<i>kei</i>	T	<i>ti</i>	Z	<i>zi</i>
E	<i>i</i>	L	<i>él</i>	U	<i>iu</i>		
F	<i>éf</i>	M	<i>ém</i>	V	<i>vi</i>		
G	<i>dgi</i>	N	<i>én</i>				
		O	<i>ou</i>				
		P	<i>pi</i>				

☆ **Class Exercise:**

Listen the spelling and choose the right name:

- |                  |              |
|------------------|--------------|
| 1- a) Chris      | b) Cris      |
| 2- a) Kathrine   | b) Kathryn   |
| 3- a) Jacqueline | b) Jacquelyn |
| 4- a) Johnathan  | b) Johnathen |
| 5- a) Carley     | b) Carly     |
| 6- a) Carolanne  | b) Caroleen  |
| 7- a) Mary       | b) Marie     |



## Class 2

### ❖ Warm up: listen and repeat

I                      Hi                      Nice                      Five                      Nine                      Bye  
Me                      Meet                      I'm                      Number                      Tomorrow                      Welcome

### ❖ Numbers

0- zero	11- eleven	30- thirty	1.000- a/one thousand
1- one	12- twelve	40- forty	2.000- two thousand
2- two	13- thirteen	50- fifty	1.000.000 – a/one million
3- three	14- fourteen	60- sixty	2.000.000 - two millions
4- four	15- fifteen	70-seventy	
5- five	16- sixteen	80- eighty	
6- six	17- seventeen	90- ninety	
7- seven	18- eighteen	100- a/one hundred	
8- eight	19- nineteen	101- a hundred and one	
9- nine	20- twenty	200- two hundred	
10- ten	21- twenty one	300- three hundred	

### ❖ Telephone numbers:

A: What is your (telephone) phone number?

B: My phone number is 3743-6110  
 three seven four three- six one one (double one) zero

❖ Days of the week:

Sunday
Monday
Tuesday
Wednesday
Thursday
Friday
Saturday

❖ Months:

January	April	July	October
February	May	August	November
March	June	September	December

☆ Class Exercise:

Ask three friends next to you his / her telephone number and write it down:

1) \_\_\_\_\_

2) \_\_\_\_\_

☆ Homework:

1) Give the number of the telephones and write them:

- 3744 - two 0 four 3:

\_\_\_\_\_

- six 2 one 5 – 0 eight 6 7:

\_\_\_\_\_

- 5 6 9 4 – 1 1 2 0:

\_\_\_\_\_

## 2) Months

01	
05	
12	
07	
09	
11	
08	

## 2) Days of the week

2ª feira	
5ª feira	
Sábado	
3ª feira	
6ª feira	
Domingo	
4ª feira	

## Class 3

### ❖ Warm up: listen and repeat

Juice      German      Orangee      Japanese      Geography      Biology  
What      Where      World      One      Window      Wonderful

### ❖ Years

**When were you born? I was born in ...**

1980 → 19 / 80  
nineteen eighty

1995 → 19 / 95  
nineteen ninety five

1900 → 1900  
nineteen hundred

2000 → 2000  
two thousand

2011 → 2011  
two thousand and eleven

### ☆ Class Exercise:

Ask three friends when he/she was born and write the answers:

1. \_\_\_\_\_
2. \_\_\_\_\_
3. \_\_\_\_\_

### ❖ Game: Bingo!

☆ **Homework:**

Give three examples of important dates and write them:

Ex: Discover of Brazil: 1500 → The discover of Brazil was in the year of fifteen hundred

1. \_\_\_\_\_

2. \_\_\_\_\_

3. \_\_\_\_\_

Write the years:

a) 1882: \_\_\_\_\_

b) 1998: \_\_\_\_\_

c) 1979: \_\_\_\_\_

d) 2005: \_\_\_\_\_

e) 1746: \_\_\_\_\_

f) 1999: \_\_\_\_\_


g) 2010: \_\_\_\_\_

## Class 4

### ❖ Warm up: listen and repeat

See      Spain      This      Listen      Passssport      Addressss  
 These      Please      Isn't      Brazil      Thursday      Excusese me

### ❖ Colors



- What is your favorite color?  
R: My favorite color is blue because I love the ocean.
- What color are the flowers? Are they yellow?  
R: No. They are purple and orange.
- The American flag is red, blue and white.

### ☆ Class Exercise:

Ask three friends: **What is your favorite color?** Write their answers:

- \_\_\_\_\_
- \_\_\_\_\_
- \_\_\_\_\_

### ❖ Articles: a / an / the

**a = indefinite article, used with consonants**  
 (not a specific object, one of a number of the same objects)

Example: *She has **a** dog.* / *I work in **a** factory.*

**an = indefinite article, used with vowels (a,e,i,o,u)**  
(not a specific object, one of a number of the same objects)

Example: *Can I have **an** apple? / She is **an** English teacher.*

**the = definite article**  
(a specific object that both the person speaking and the listener know)

Example: ***The** car over there is fast. / **The** teacher is very good!*

The **first time** you speak of something use "**a or an**", the **next time** you repeat that object use "**the**".

Example: *I live in a house. The house is quite old and has four bedrooms.*

## Exceptions

Use "**A**" before vowels that have consonant sound.  
Ex: **a** university / **a** unique)

Use "**AN**" before consonants that have vowel sound  
Ex: **an** hour / **an** honor

## ☆ Class Exercise:

Complete the sentences with A / An / The:

- |                                  |  |
|----------------------------------|--|
| 1. _____ pencil                  | 2. _____ boy over there is my brother. |
| 3. _____ umbrella                | 4. _____ tree                          |
| 5. _____ sky today is very nice! | 6. _____ hour                          |
| 7. _____ horse                   | 8. _____ bottle                        |

## ❖ Demonstrative Pronouns – What is this?

This – singular  
These – plural

When something or  
somebody is near you


That – singular  
Those – plural

When something or  
somebody is far from you

a) *These are my books.*



b) *Those are my books.*




## ☆ Class Exercise:

Put four or more things on the teacher's table. Cover them with a piece of paper. Call some students to try to guess what the things are.

Use: I think **this** is ..... / I think **these** are .....

## ☆ Homework:

Make sentences using the picture below:



Ex: The girl "D" with yellow T-shirt and red shoes says:

1. These are my photos
2. That is my dog



a) The girl "D" with yellow T-shirt and red shoes says:

1. \_\_\_\_\_
2. \_\_\_\_\_
3. \_\_\_\_\_



b) The boy "A" with blue hair says:

1. \_\_\_\_\_
2. \_\_\_\_\_
3. \_\_\_\_\_



c) The boy "B" with orange T-shirt says:

1. \_\_\_\_\_
2. \_\_\_\_\_
3. \_\_\_\_\_



## ☆ Extra Exercise:

- o Practice and learn even more making more sentences using the picture of the "Homework"!

The girl "C" using yellow dress says:

1. \_\_\_\_\_
2. \_\_\_\_\_
3. \_\_\_\_\_
4. \_\_\_\_\_
5. \_\_\_\_\_
6. \_\_\_\_\_
7. \_\_\_\_\_
8. \_\_\_\_\_
9. \_\_\_\_\_
10. \_\_\_\_\_



- o Complete the sentences with the right word from the box:

green	a	blue	that	an
colors	this	the	yellow	

1. We are here for more than \_\_\_\_\_hour! Where is the doctor?
2. Look! The sky is completely \_\_\_\_\_! What a nice day!
3. Here it is! \_\_\_\_\_ dog I want!
4. A: Is \_\_\_\_\_ pen, near you, yours?  
B: No, it isn't.  
\_\_\_\_\_ is my pen, on the table over there.
5. A: What are the \_\_\_\_\_of the Brazilian flag?  
B: They are: \_\_\_\_\_, blue, white and \_\_\_\_\_.
6. Silence, please! It's \_\_\_\_\_church!

## Class 5

### ❖ Warm up: listen and repeat

Door                      Floor                      Your                      Wall                      Water                      Drawer  
The                      This                      These                      That                      Those                      With

### ❖ Simple Present - Verb to Be

**Where are you from?      What is your job?      What is this?**

*Where is she from?  
She is from Australia.*

*What are their jobs?  
They are engineers.*

*What is this?  
This is a dog*

*Are you Brazilian?  
Yes I am. No I'm not. I'm American.*

*Is he a doctor?  
No, he isn't. He is a student.*

*Are they alligators?  
No, they are crocodiles.*

Affirmative	Affirmative – Contracted Form	Interrogative	Negative
I am	I'm	Am I .....?	I am not / I'm not
You are	You're	Are you...?	You are not / You aren't
He is	He's	Is he....?	He is not / He isn't
She is	She's	Is she...?	She is not / She isn't
It is	It's	Is it..... ?	It is not / It isn't
You are	You're	Are you....?	You are not / You aren't
We are	We're	Are we....?	We are not / We aren't
They are	They're	Are they...?	They are not / They aren't

*Example:*

Aff: She is a teacher.

Int: Is she a teacher?

Neg: She is not a teacher

*Question and Answer*

Is she from Argentina?

No she is not. She is from Brazil

## ☆ Class Exercise:

Complete the sentences with the Verb to Be and put them in the asked form:

1. Julia \_\_\_\_\_ a very nice student.  
Int: \_\_\_\_\_
2. Mary and James \_\_\_\_\_ very good friends.  
Neg: \_\_\_\_\_
3. Rose and I \_\_\_\_\_ are from Mexico.  
Int: \_\_\_\_\_
4. John \_\_\_\_\_ a dentist.  
Neg: \_\_\_\_\_

## ❖ Vocabulary - Countries and Nationalities Where are you from?

Where are you from?  
I am from Brazil. I'm Brazilian.

Is she from Canada?  
No, she isn't. She is American.

I am sure they are from Korea.  
No, they are from Tokyo. They are Japanese.

## ☆ Class Exercise:

Complete the columns and check with your friends:

Country	Nationality
Korea	
	Irish
	Greek
Italy	
Spain	
	German
Egypt	
	English
The United States of America	
	Peruvian

*Note: List of Countries and Nationalities in the Appendix*

## Curiosity!

### The Top 10 Languages Of The World!

1. Chinese
2. Hindi (India)
3. English
4. Spanish
5. Arabic
6. Portuguese
7. Bengali (Bangladesh)
8. Russian
9. French
10. Japanese

## ❖ Vocabulary – Professions: What is your job?



He is a



He is



She is



He is



He is



He is



He is



He is



She is



She is



He is



He is



He is



He is



He is



She is



He is



She is



He is



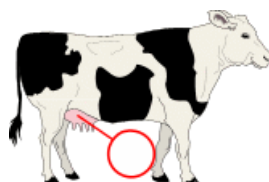
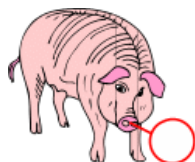
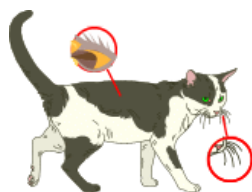
☆ **Class Exercise:**

Write down three professions that you remember from the pictures.  
Do not look to them!

1. \_\_\_\_\_
2. \_\_\_\_\_
3. \_\_\_\_\_

*Note: List of Professions in the Appendix*

❖ **Vocabulary – Animals: What is this? This a horse.**



*Note: List of Animals in the Appendix*

☆ **Homework:**

**1. Substitute the underlined words using a personal pronoun:**

- a) Maria is my sister. \_\_\_\_\_ is my sister.
- b) The cat is brown and black. \_\_\_\_\_ is brown and black.
- c) Carla and Marcos are Spanish. \_\_\_\_\_ are Spanish.
- d) Pedro is a nice boy. \_\_\_\_\_ is a nice boy.
- e) Brazil is a good place to live. \_\_\_\_\_ is a good place to live.

**2. Complete the sentences and put them in the negative and interrogative forms:**

- a) They are my parents.

Int: \_\_\_\_\_

Neg: \_\_\_\_\_

- b) This is a pink bird.

Int: \_\_\_\_\_

Neg: \_\_\_\_\_

- c) He is American.

Int: \_\_\_\_\_

Neg: \_\_\_\_\_

- d) We are teenagers.

Int: \_\_\_\_\_

Neg: \_\_\_\_\_

- e) I am a singer.

Int: \_\_\_\_\_

Neg: \_\_\_\_\_

- f) It is a dog.

Int: \_\_\_\_\_

Neg: \_\_\_\_\_

- g) Peter and Pamela are from Italy.

Int: \_\_\_\_\_

Neg: \_\_\_\_\_

- h) My father is a mechanic.

Int: \_\_\_\_\_

Neg: \_\_\_\_\_

★ **Extra Exercise:**

**Write a dialog using the vocabulary from the class 1-5. Feel free to use other words too!!! Be creative!!!**

How are you?      What is your name?      How old are you?      Are you a student?

What is your telephone number?      What time is it?      What day is today?

**Where are you from?**

## Are you Brazilian?

This image shows a blank sheet of white paper with horizontal ruling lines. The lines are evenly spaced and run across the width of the page. There are no margins, text, or other markings on the paper.



## Class 6

### ❖ Warm up: listen and repeat

Bt                      Under                      Russian                      Sunday                      Monday                      London  
Do                      Don't                      Good                      Doctor                      Study                      India

### ❖ Possessive Adjectives

I	<i>My</i>
You	<i>Your</i>
He	<i>His</i>
She	<i>Her</i>
It	<i>Its</i>
We	<i>Our</i>
You	<i>Your</i>
They	<i>Their</i>

Examples:


A: What is **your** name?

B: My name is Sara

John is a doctor. **His** patients are children.

Michael and Helen are at the club. **Their** vacation will end tomorrow!

### ❖ Vocabulary: Classroom Objects



CRC-007



## ☆ Class Exercise:

Group Activity! Use the possessives and the vocabulary above!

Each student gets an object that is his/her and says: This is my....book/pen/eraser  
After, say something about a friend's object (or more than one friend):  
That is her / his notebook / sharpener  
Those are their pencils

The teacher starts giving an example!

## ☆ Homework:

### 1. Complete the sentences with the right Possessive Adjective: *My, Your, His, Her, Its, Our, Their*

- a) The boy likes\_\_\_\_\_ school.
- b) Mary sees\_\_\_\_\_ mother every day.
- c) My friends bring\_\_\_\_\_ notebooks and \_\_\_\_\_books every class.
- d) The cat eats\_\_\_\_\_ food quickly.
- e) I often forget\_\_\_\_\_ eraser and Julia always brings \_\_\_\_\_pencil case with everything.
- f) You write in\_\_\_\_\_ book in class

- g) We bring \_\_\_\_\_ pencils and pens to class.
- h) The men always bring \_\_\_\_\_ wives to the party.
- i) Mr. Adams teaches \_\_\_\_\_ class in the morning.
- j) She likes to give presents to \_\_\_\_\_ children.

## 2. Replace the personal pronouns by possessive adjectives.

- a) Where are (you) \_\_\_\_\_ friends now?
- b) Here is a postcard from (I) \_\_\_\_\_ friend Peggy.
- c) She lives in Australia now with (she) \_\_\_\_\_ family.
- d) (She) \_\_\_\_\_ husband works in Canada.
- e) (He) \_\_\_\_\_ company builds ships.
- f) (They) \_\_\_\_\_ children go to school in central London.
- g) (I) \_\_\_\_\_ husband and I want to go to Australia.
- h) We want to see Peggy and (she) \_\_\_\_\_ family next winter.
- i) (We) \_\_\_\_\_ dog is amazing!
- j) (They) \_\_\_\_\_ classes are in the afternoon

## 3. Let's practice more!!! Choose the correct Possessive Adjectives and fill the blanks. Good luck!

Hi Daniel,  
\_\_\_\_\_ name is John.  
This is \_\_\_\_\_ friend Jason and \_\_\_\_\_ sister. He's 12 and she's nine.  
\_\_\_\_\_ pet is a cat. \_\_\_\_\_ name is Dickens.  
Jason and I go to the same school. There are 450 boys and girls in \_\_\_\_\_ school. Jason's teacher is Mrs. Peterson. She has a pet, too. \_\_\_\_\_ pet is a turtle. \_\_\_\_\_ teacher is Mr. Smith. I like \_\_\_\_\_ lessons. He has two dogs. The dogs love to play in \_\_\_\_\_ garden.  
Now I have a question for you. What's \_\_\_\_\_ pet?


Yours,  
John

## Class 7

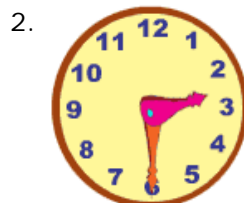
### ❖ Warm up: listen and repeat

Not                  Hot                  Watch                  What                  a lot                  Hospital  
Desk                  Ten                  Let's                  Twelve                  Very


### ❖ Time – What time is it?




It is eight o'clock



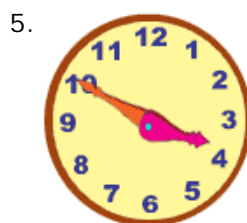
It is two thirty    or  
It is half past two



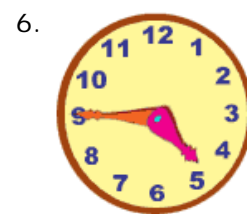
It is three five    or  
It is Five past three



It is eleven fifteen    or  
It is a quarter past eleven



It is three fifty    or  
It is ten to four



It is four forty five    or  
It is a quarter to five

### ✓ *Maneira normal*

2:00 → two o'clock  
2:15 → two fifteen  
2:30 → two thirty  
2:45 → two forty five  
2:40 → two forty

✓ *Maneira mais elaborada*

15 min – A **quarter** of one hour

30 min – A **half** of one hour

2:15 → a **quarter** past two / fifteen past two

2:30 → **half** past two

2:45 → a **quarter** to three

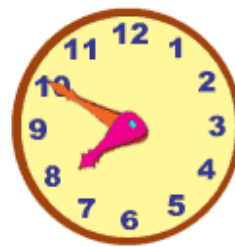
2:40 → twenty to three

Minutes that passed + past + current time  
4:15 -                    a quarter      past      four

Minutes to the next time + to + next time  
4:50 –                    ten                    to                    five

☆ **Class Exercise:**

1. Let's practice! Come on, students! Go on the whiteboard to write the times!



**2. Ask two friends sentences like:**

What time is your English / Math/ Portuguese class?

At what time do you have dinner?

At what time do you study?

☆ **Homework:**

**1. Mark the clock in each row that shows the time written:**

**a) a quarter to twelve**



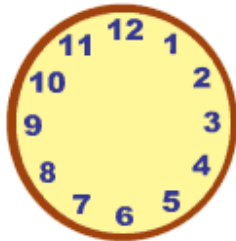
**b) ten past three**




**c) a quarter to one**



2. Read the times and draw the hands on the clocks




Twenty past ten




Twenty to five



Eight o'clock



Half past nine




A quarter past six



A quarter to eleven



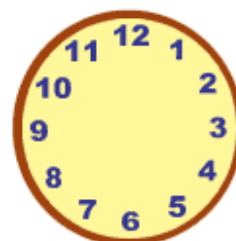
Ten to seven



Three thirty five



Five past four



Eight twenty five



Eleven o'clock

**3. Practice even more! Write the times in the *two ways* you've learned!**

a) 7:00

---

---

b) 8:05

---

---

c) 10:25

---

---

d) 11:30

---

---

e) 4: 15

---

---

f) 6: 40

---

---

g) 9: 55

---

---

h) 10:45

---

---



## Class 8

### ❖ Warm up: listen and repeat

Fl <u>a</u> t	L <u>a</u> nguage	M <u>a</u> n	N <u>a</u> me	Th <u>a</u> nks	Tr <u>a</u> vel
G <u>a</u> rden	G <u>a</u> sses	C <u>a</u> se	H <u>a</u> lf	P <u>a</u> st	L <u>a</u> rge

### ❖ Simple Present – How is your daily routine?



I at 6:00 o'clock



The boy his teeth




The girl her hair



John breakfast



Helen to school



George at home



I a shower



I the house



Mary soccer on Tuesdays

- ✓ Verb tense used to express an action in the present time. This can be a habitual action - something done regularly such as brushing your teeth every day - or a general

We form the present tense using the base form of the infinitive (without the TO). In general, in the third person we add 'S'.

Subject	Verb	Rest of the sentence
I / you / we / they	speak / learn	English at home
he / she / it	speaks / learns	English at home

The spelling for the verb in the **third person differs** depending on the ending of the verb:

1. For verbs that end in **-O, -CH, -SH, -SS, -X, or -Z** we add **-ES** in the third person.

go – goes  
catch – catches  
wash – washes  
kiss – kisses  
fix – fixes

- ✓ buzz – buzzes

2. For verbs that end in a **consonant + Y**, we remove the **Y** and add **-IES**.

marry – marries  
study – studies  
carry – carries  
worry – worries

*Note: For verbs that end in a **vowel + Y**, we just add **-S**.*

play – plays  
enjoy – enjoys  
say – says

- ✓ The Interrogative and Negative forms need an auxiliary. If the auxiliary is in the sentence, the verb has to be in its normal form.

**DO – I / You / We / They**

**DOES – He / She / It**

**DO – Do not / Don't**

**Does - Does not / Doesn't**

Affirmative Form: He **walks** fast.  
Interrogative Form: **Does** he **walk** fast?  
Negative Form: He **does not/ doesn't** walk fast.

Example: Verb To Walk

I	walk
You	walk
He/ She/ It	walks
You	walk
We	walk
They	walk

✓ **Key Words:**

Always	Every (day, month, week, year)
Often	Usually Today

✓ **Main Verbs**

to go	to clean	to do	to try
to dance	to cry	to learn	to give
to see	to read	to teach	to receive
to listen	to study	to open	to say
to eat	to talk	to close	to ask
to travel	to speak	to love	to answer
to kiss	to shout	to like	to play
to run	to dress	to remember	to build
to drink	to walk	to forget	to tell
to enter	to make	to miss	to buy

Note: List of Verbs in the Appendix

☆ **Class Exercise:**

**1. Mime Game with Verbs!**

Divide the class in two groups "A" and "B".  
One student from the Group "A" catches a paper with a verb and his /her group has to find out what verb is.  
Then a student from the group "B" does the same.

If the student knew the meaning of the verb without teacher's help, the group score 1 point. And if the group find out the verb, the group scores 1 more point.

**2. Read the text and answer the questions.**  
**Practice your pronunciation, reading and comprehension!**

***Daily Routine***

Hello! My name is Jeff, I'm 17 years old and I'm from Canada. I live with my parents and a sister, in a small house in Toronto.

My daily routine isn't very difficult to understand. I wake up every morning to go to school around 6am. I brush my teeth, change my pajamas to my uniform and have breakfast. My father usually walks my sister and I to the bus stop before he goes to his work. He is a doctor

My classes start at 7am and finish at 12pm. They are different everyday, but I have French, Math, English, Geography, History, Chemistry, Physics, Art and Biology. My favorite is Chemistry.

After school I go home for lunch. My mother cooks very well and I specially like when she cooks my favorite dish: Baked Potato with butter. My mom is a housewife, but sometimes she teaches kids how to play the piano. She also teaches my sister and I every Friday afternoon.

On Mondays and Wednesdays, I go to the club and I learn how to play soccer. I like it a lot and I have a lot of friends. We talk, have fun and play. I'm the attacker of my team and I always score at least one goal every match.

Tuesdays and Thursdays I do my homework and help my mother in the house. I clean my room and the bathroom and my sister cleans her room and the kitchen. My sister is also 17 year old, we are twins and her name is Elisabeth but I always call her by her nickname: Beth.

Every Saturday morning I go with my family to an orphanage, we are volunteers there and we play games with the kids for 2 or 3 hours. After, we go to my grandmother's house and have lunch with her and my grandfather. My aunt and uncle usually go and take my cousins and we spend the whole afternoon with our relatives and enjoy a lot.

Sundays are usually free and I rest, listen to music, watch TV, play the piano or I go out with my friends to play soccer or to do something else.

As you can see my daily routine is not so complicate. What about yours?

**Questions:**

- |                                      |   |
|--------------------------------------|---|
| 1. What does Jeff do?                | 6. What is his favorite food?                 |
| 2. Where is Jeff from?               | 7. What is his sister's name?                 |
| 3. Where does He live?               | 8. What does his father do?                   |
| 4. Who does Jeff live with?          | 9. How often does Jeff learn soccer?          |
| 5. What does he study at the school? | 10. What does he usually do in his free time? |

☆ Homework:

**1. Complete the sentences with Simple Present and put them in the asked forms:**

- a. They \_\_\_\_\_ English every Wednesday (to study)

Int: \_\_\_\_\_

Neg: \_\_\_\_\_

- b. He \_\_\_\_\_ soccer very well. (to play)

Int: \_\_\_\_\_

Neg: \_\_\_\_\_

- c. Mary \_\_\_\_\_ a lot on the telephone. (to talk)

Int: \_\_\_\_\_

Neg: \_\_\_\_\_

- d. John and his family \_\_\_\_\_ to the park every Saturday. (to go)

Int: \_\_\_\_\_

Neg: \_\_\_\_\_

**2. Find the mistakes in the sentences below and rewrite them:**

- a. Helen like chocolate and cake.

\_\_\_\_\_

- b. Does Steve and Robert play basketball in their free time?

\_\_\_\_\_

- c. The dog eat the food

\_\_\_\_\_

- d. The friends doesn't

\_\_\_\_\_

**3. Write your daily routine.**

## Class 9

### ❖ Warm up: listen and repeat

Yes

Ten

Spell

French

Seven

Letter

No

Not

Name

Morning

Spanish

Germann

### ❖ Vocabulary – Physical Appearance





<b>General appearance</b>	fair, dark, pretty, good looking
	handsome, plain, ugly
<b>Height</b>	tall, medium-height, short
<b>Size</b>	big, small, fat, thin, slim
<b>Hair Colour</b>	blonde, dark, grey, red, brown
<b>Hair style</b>	curly, straight, wavy, short, long
<b>Eyes</b>	blue, brown, green, grey
<b>Other features</b>	beard, moustache, glasses

## ❖ Practice – Physical Appearance

→ What does he/she look like?

**She is** tall, thin...

**She has** long hair...

→ What is she/he wearing?


**She is wearing** a white shirt....

## ☆ Class Exercise:

Write about the personalities below, describing their physical appearance.

→ What do they look like?

Example: Michael Jordan has dark skin, is tall, has short black hair and is wearing a red sleeveless T-shirt.







## ☆ Homework:

Choose a picture of a personality and describe his / her physical appearance. Bring the photo to the class!!

---

---

---

---

---

---

---

## ❖ Additional Vocabulary – Physical Appearance

Physical Characteristics	Character and Personality
tall / short	a lot of fun
slim / fat	funny / serious
handsome	friendly
pretty / ugly	nice
good looking	kind
attractive	smart
cute	intelligent
gorgeous	selfish
strong	shy / noisy
	lucky / unlucky
	rude / polite

- 1) My sister is very pretty, with green eyes and long black hair.
- 2) John is very tall and he makes me laugh. He is a lot of fun.
- 3) Maria has short curly hair and beautiful black eyes.
- 4) Miguel is slim and short, but he is very good looking.
- 5) Sonia is very friendly and has a wonderful sense of humor.
- 6) My little sister, Aline, is really sweet.
- 7) My friend Paula is very responsible and polite. My mother loves her.
- 8) Susan is not only intelligent, but she is also a very hard-working girl.
- 9) Joao is shy and quiet but he's very smart and kind.

Let's practice more! Describe yourself in the lines below.

This image shows a blank sheet of white paper with horizontal ruling lines. The lines are evenly spaced and run across the width of the page. There are no margins, text, or other markings on the paper.

## Class 10

### ❖ Warm up: listen and repeat

Door      Four      Morning      Or      Floor  
First      Third      Work      Learn      Verb

### ❖ Present Continuous – What are you doing now?

1) **When to use?** To describe situations that are happening now, at the moment. (actions that start and continue happening in that moment).

2) **Structure:**

PESSOA	+	VERB TO BE	+	VERB+ING	
I		am		read + ing	= <b>I am reading</b>
He/She/It		is		talk + ing	= <b>She is talking</b>
We/you/they		are		watch + ing	= <b>They are watching</b>

3) **How to make sentences in the Interrogative and Negative forms?**

Affirmative: I am reading

Interrogative: Am I reading?

Negative: I am not reading.

4) **Key words:**

now      at the moment

5) **Some rules to put the verbs in the Present Continuous Form:**

a. **Any verb receives "ing"**

Example: Working, walking, going

b. **Verbs that end with "e", lose the "e" and receive "ing"**

Examples: to make => She is making a cake  
to write => I am writing

**c. Verbs that end with "ie", lose the "ie" and receive "ying"**

Examples: Tie - Tying  
Die - Dying  
Lie - Lying

**d. Short verbs, with one syllable, ended with Consonant, Vowel, Consonant (CVC): double the last consonant and put "ing"**

Examples: Run - Running  
Stop - Stopping  
Sit - Sitting

**e. Verbs with two syllables, ended with Consonant, Vowel, Consonant (CVC), and the last syllable is strong: double the last consonant and put "ing"**

Examples: Begin - Beginning  
Prefer - Preferring  
Occur - Occurring

Exception: verb to Travel  
- Traveling – American English  
- Travelling – British English

**f. Verbs that end with "w", "x" or "y" preceded by only one vowel: the last consonant is not doubled and put "ing"**

Examples: To draw – drawing  
To fix – fixing  
To say – saying

☆ **Class Exercise:**

**Complete the sentences with Present Continuous:**

1. John \_\_\_\_\_ a book now. (to read)
2. What \_\_\_\_\_ you \_\_\_\_\_ ? (to do)
3. Jack and Peter \_\_\_\_\_ hard today. (work)
4. Silvia \_\_\_\_\_ to music. (to listen - negative)
5. Maria \_\_\_\_\_ next to Paul. (to sit)
6. John and his family \_\_\_\_\_ lunch now. (to have)
7. The phone \_\_\_\_\_ (not ring).

## ☆ Homework:

### 1. Complete the sentences with Present Continuous or Simple Present:

- a. Look! Josh \_\_\_\_\_ into the water. (to jump)
- b. You won't find Jerry at home right now. He \_\_\_\_\_ in the library (to study)
- c. Once a week, I \_\_\_\_\_ to an art class at the college. (to go)
- d. I \_\_\_\_\_ lunch in the cafeteria every day. (to have)
- e. I \_\_\_\_\_ you're crazy! (to think)
- f. It \_\_\_\_\_ quite hard — perhaps we shouldn't go out tonight. (to rain)
- g. Marie isn't a Canadian. I \_\_\_\_\_ she comes from France. (to believe)
- h. Look! He \_\_\_\_\_ the house (to leave)
- i. Quiet please! I \_\_\_\_\_ a test. (to write)
- j. She usually \_\_\_\_\_ to school. (to walk)
- k. But look! Today she \_\_\_\_\_ by bike. (to go)
- l. Every Sunday we \_\_\_\_\_ to see my grandparents. (to go)
- m. He often \_\_\_\_\_ to the cinema. (to go)
- n. We \_\_\_\_\_ Monopoly at the moment. (to play)
- o. The child seldom \_\_\_\_\_. (to cry)
- p. I \_\_\_\_\_ anything at the moment. (not / to do)
- q. \_\_\_\_\_ the news regularly? (watch / he)

### 2. Look at the picture below and complete the sentences with Simple Present or Present Continuous:

- a. This \_\_\_\_\_ Marc. (be)
- b. He \_\_\_\_\_ a t-shirt and shorts today. (wear)
- c. He \_\_\_\_\_ an apple at the moment. (eat)
- d. Marc \_\_\_\_\_ fruits and vegetables. (like)
- e. He \_\_\_\_\_ some every day. (eat)



- f. Marc \_\_\_\_\_(know) that apples \_\_\_\_\_(be) good for his health.

**3. Look at the picture on the right and complete the sentences (Simple Present or Present Continuous).**

- a. Joe and Dennis \_\_\_\_\_ best friends. (be)
- b. They often \_\_\_\_\_ in the afternoon. (meet)
- c. What \_\_\_\_\_ at the moment? (do / they)
- d. They \_\_\_\_\_ football. (play)
- e. They \_\_\_\_\_ football. (love)
- f. Joe \_\_\_\_\_ (practise) with his father every weekend, but Dennis \_\_\_\_\_(not / play) football very often.



**4. Complete the story. Use Simple Present and Present Continuous.**

- a. It \_\_\_\_\_(be) early in the morning.
- b. Sally \_\_\_\_\_(get) out of bed, \_\_\_\_\_(open) the window and \_\_\_\_\_(go) into the bathroom.
- c. Then she \_\_\_\_\_(have) breakfast.
- d. After breakfast, Sally usually \_\_\_\_\_(cycle) to school.
- e. After school, she \_\_\_\_\_(go) back home.
- f. Sally usually \_\_\_\_\_(eat) her lunch at home.
- g. In the afternoons, she first \_\_\_\_\_(do) her homework and then she \_\_\_\_\_(meet) her friends in the park.
- h. What \_\_\_\_\_(do / she) now?
- i. She \_\_\_\_\_(play) the guitar.
- j. Her friends \_\_\_\_\_(listen) and some of them \_\_\_\_\_(sing) along.

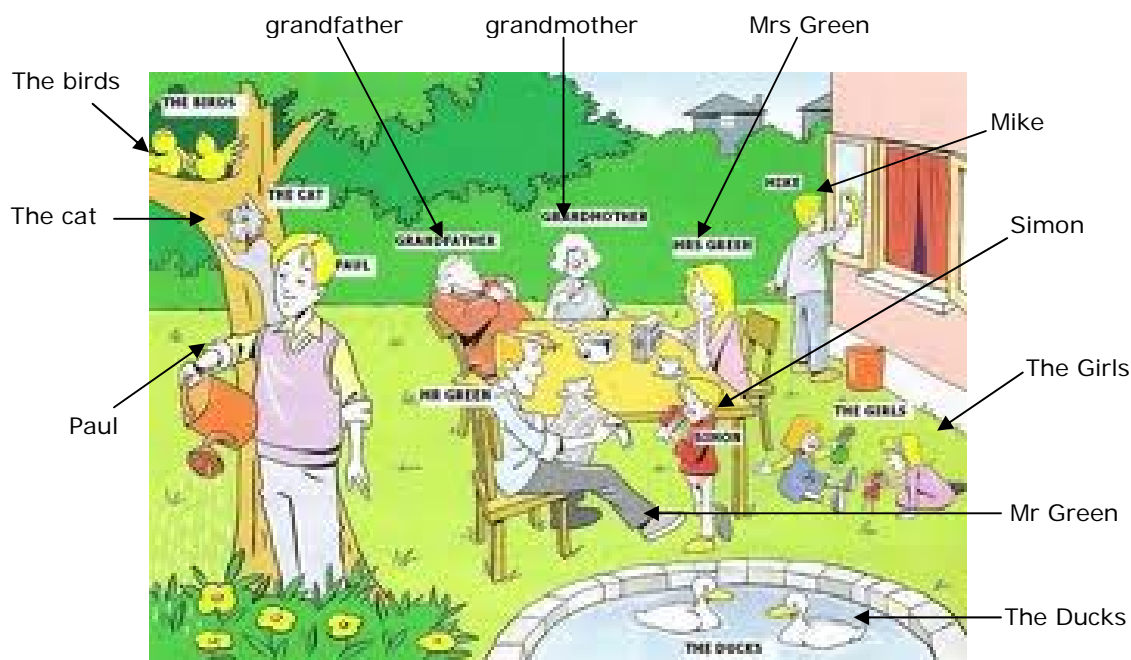
k. When Sally \_\_\_\_\_(come) home in the evening, she  
 \_\_\_\_\_ (have) dinner and then she  
 \_\_\_\_\_(watch) TV.

l. She \_\_\_\_\_(go) to bed at about 8 o'clock every day.

☆ **Extra Exercise:**

**Let's practice more!**

**Look the picture below and describe what they are doing.**




---



---



---



---



---



---

## Class 11

**Let's have more fun! Music Time!**





## Class 12

### ❖ Prepositions:

Where is the ball?



The ball is \_\_\_\_\_  
the box



The ball is \_\_\_\_\_  
the box



The ball is \_\_\_\_\_  
the box



The ball is \_\_\_\_\_ the box  
The ball is \_\_\_\_\_ the box



The ball is \_\_\_\_\_  
the box



The ball is \_\_\_\_\_  
the box



The ball is \_\_\_\_\_  
the box and the bear



The ball is \_\_\_\_\_  
side of the box



The ball is \_\_\_\_\_  
side of the box



The ball is \_\_\_\_\_  
of the two boxes

☆ **Class Exercise:**


<http://www.mcedservices.com/Prepex/quiz1/Qz1-1Q01.htm>

Quiz 1.1/1.2/1.3 e 2.1/2.2/2.3

<http://www.mcedservices.com/Prepex/quiz4/Qz4-2Q06.htm> - Quiz 4.1/4.2/4.3

☆ **Homework:**

1. Where are the objects? Answer the questions bellow.



- Where is the clock? \_\_\_\_\_
- Where is the teapot? \_\_\_\_\_
- Where are the books? \_\_\_\_\_
- Where is the big vase with flowers? \_\_\_\_\_

- e. Where is the aquarium? \_\_\_\_\_
- f. Where is the cup? \_\_\_\_\_
- g. Where is the stool? \_\_\_\_\_  
(answer related to the sofa and the table)

## 2. Complete with the right preposition:

- a) The fish is \_\_\_\_\_ the aquarium



- b) The girl is sitting \_\_\_\_\_ the piano.



- c) The dog is \_\_\_\_\_ the box.



- d) The dog is \_\_\_\_\_ the rabbits.



- e) The cat is \_\_\_\_\_ the chair



- f) The cat is \_\_\_\_\_ the TV.



- g) The phone is \_\_\_\_\_ of the lamp.



## Class 13

### ❖ Warm up: listen and repeat

Live	Five	Very	Video	Evening	Television
Ask	Dance	After	Answer	Glasses	Chance

### ❖ Grammar: Future

#### 1. Simple Future - Will

SUBJECT + [WILL] + [VERB] + COMPLEMENT

Affirmative: I will help him later.

Interrogative: Will I help him?

Negative: I will not help him / I won't help him

#### Uses:

- **"Will" to Express a Voluntary Action:** "Will" often suggests that a speaker will do something voluntarily.

#### **Examples:**

A: I'm really hungry.

B: I'll make some sandwiches.

A: I'm so tired. I'm about to fall asleep.

B: I'll get you some coffee.

- **"Will" to Express a Promise:** "Will" is usually used in promises.

#### **Examples:**

I will call you when I arrive.

I promise I will not tell him about the surprise party.

- **"Will" to Express a Prediction:** Both "will" and "be going to" can express the idea of a general prediction about the future.

#### **Examples:**

The year 2000 will be a very interesting year.

The year 2000 is going to be a very interesting

John Smith will be the next President.

John Smith is going to be the next President.

Key words:

tomorrow, next (month, year, winter, Saturday), tonight

## 2. Near Future - To Be Going To

Subject + Verb to be (AM / IS / ARE) + Going to + Verb

Affirmative: He is going to meet Jane tonight.

Interrogative: Is he going to meet Jane tonight?

Negative: He is not going to meet Jane tonight. / He isn't going to meet Jane tonight

- **"To Be going to" to Express a Plan:** expresses that something is a plan. It expresses the idea that a person intends to do something in the future.

**Examples:**

He is going to spend his vacation in Hawaii.

We are going to meet each other tonight at 6:00 PM.

A: Who is going to make John's birthday cake.

B: Sue is going to make John's birthday cake.

- **"To Be Going to" to Express a Prediction:** Both "will" and "be going to" can express the idea of a general prediction about the future.

**Examples**

The year 2000 is going to be / will be a very interesting year.

John Smith is going to be / will be the next President.

Key words:

tomorrow, next (month, year, winter, Saturday), tonight

## ☆ Class Exercise:

### Dialogue

*Linda is studying at the Library when Tom arrives:*

**Tom:** (*whispering*) Hi Linda!

**Linda:** Hey Tom. How nice to see you!

**T:** So, how are you doing?

**L:** I'm fine thanks, and you?

**T:** Fantastic! What are you studying?

**L:** Oh! This is just an essay about plants I'm writing to my Biology teacher. But, what are you doing here?

**T:** I'm just looking for a book about vampires.

**L:** (*looking surprise*) Vampires? Why?

**T:** To my history class, we are going to talk about legends, myths and things like that next class.

**L:** Oh! It sounds really cool!

**T:** Yeah! By the way, Linda, what are you going to do this Friday?

**L:** Well, I will have a birthday party.

**T:** What about Saturday? Are you going to do something in the evening?

**L:** I don't think so, why?

**T:** Would you like to go to the movies?

**L:** Sure, what are we going to watch?

**T:** I'm not sure! There are two possible movies: "Interview with a vampire" and "Love Story"

**L:** Can I choose?

**T:** (*A little uncertain*) Well, of course!

**L:** Interview with a vampire then.

**T:** Uff!! I'm happy is this one. (*Laughing*)

**L:** (*also laughing*) I like adventure! Are you going to invite someone else to go with us?

**T:** Maybe Claire and Mark if there are also free on Saturday!

**L:** Great! I...

**Lady:** (*interrupting*) Shhhhhhhhhhhhhhhhh!!! This is a place to study, not to talk, children!

**T and L:** Sorry!

**T:** (*whispering again*) I'd better get going. I will call you Saturday to say what time the movie starts.

**L:** Ok! See you on Saturday!

### Main questions and answers

- What are you going to do (next Sunday, tomorrow, after class, next week)?  
I don't know!  
I'm going home / to the movies/ to a restaurant/ to a birthday party/ to the gym / to Formare/ to the dance class
- Are you going to Formare after school?  
Yes, I am.  
No, I'm not. I'm going home to lunch.

- Would you like to (go to the movies / go to a restaurant / have some water / ask something / go to the restroom / etc.)
  - Yes, I would love to.
  - No, I can't. I have to study.

## ☆ Homework:

### 1) Complete the sentences with the Simple Future – "Will" and put the sentences in the negative and interrogative forms:

a) You \_\_\_\_\_ to Canada next month. (to travel)

Neg: \_\_\_\_\_

Int: \_\_\_\_\_

b) They \_\_\_\_\_ hard to enter in the University next year.  
(to study)

Neg: \_\_\_\_\_

Int: \_\_\_\_\_

c) We \_\_\_\_\_ to the cinema tomorrow. (to go)

Neg: \_\_\_\_\_

Int: \_\_\_\_\_

d) He \_\_\_\_\_ the homework tomorrow. (to do)

Neg: \_\_\_\_\_

Int: \_\_\_\_\_

e) We \_\_\_\_\_ next Saturday. (dance)

Neg: \_\_\_\_\_

Int: \_\_\_\_\_

### 2) Complete the sentences with the Future Form " TO BE GOING TO" and give the interrogative and the negative forms to the sentences bellow:

a) He \_\_\_\_\_ tennis in the afternoon. (to play)

Int: \_\_\_\_\_

Neg: \_\_\_\_\_

b) We \_\_\_\_\_ next Saturday. (to run)

Int: \_\_\_\_\_

Neg: \_\_\_\_\_

c) He \_\_\_\_\_ her mother tonight. (to visit)

Int: \_\_\_\_\_

Neg: \_\_\_\_\_

d) Julia and Steve \_\_\_\_\_ to Canada. (to travel)

Int: \_\_\_\_\_

Neg: \_\_\_\_\_

e) Peter \_\_\_\_\_ a new shoe to the party. (to buy)

Int: \_\_\_\_\_

Neg: \_\_\_\_\_

### 3) Complete the sentences with the words from the box:

will      am      going      likes      travel

a) I \_\_\_\_\_ to Canada every vacation.

b) Julia is ten years old. Her birthday is tomorrow. She \_\_\_\_\_ be eleven years old tomorrow.

c) Are they \_\_\_\_\_ to the game next week?

d) I \_\_\_\_\_ going to study in Spain next month.

e) Peter \_\_\_\_\_ dogs and cats a lot. He has 4 animals at home.



## Class 14 - Practice Class

### ❖ At the Restaurant!

The Simple conjugation with the auxiliary **would** is often used in **polite requests and suggestions**.

Example:

*Would you please pass me the butter?*

*Would you like a cup of coffee?*

*Would you like anything to eat?*

Yes, please.  $\left. \begin{array}{l} \text{I would like} \\ \text{I'd like} \end{array} \right\}$  a salad and a steak.

**Sentences you can use in a restaurant:**

Would you like a table?  
Would you like to see the menu?  
Would you like to order?  
What would you like to eat?

What would you like to drink?  
Would you like to have some dessert?  
What would you suggest?

### ❖ Making a Menu!

1. Here is a restaurant dialogue:

a) Practice it with your partner

b) Try the dialogue with the new words (use the words from the boxes)

Salad  
Soup  
Sandwich  
Pancakes  
Tacos  
French Fries  
Shrimps

Pizza  
Spaghetti  
Fish and  
Chips  
Steak  
Hot dog  
Chicken

Ice cream  
Fruit  
Cookies  
Cake  
Apple pie  
Chocolate  
Cheese Cake

Glass of wine  
Cup of coffee  
Cup of tea  
Glass of coke  
Glass of water  
Mineral water  
Cocktail

A: Welcome to the Blue Rose  
Would you like to order?

B: Yes, I'd like a \_\_\_\_\_ to start.

A: Certainly, (writing) one \_\_\_\_\_.

What would you like next?

B: I'll have \_\_\_\_\_ please.

A: Fine, (writing), \_\_\_\_\_.  
Any dessert?

B: Yes, please. \_\_\_\_\_.

A: (writing) \_\_\_\_\_.  
Would you like something to drink?

B: Yes. I \_\_\_\_\_.

A: (writing) \_\_\_\_\_.  
Thank you. Enjoy your meal.

## 2. Make a Menu with the words from the boxes!

### ❖ Group Activity!

This is an extended activity, and can be developed to take up however much time the teacher and the students wish. Students role-play the situation of owning a restaurant, for which they first of all decide upon the food (and prices) on the Menu.

The next step is to role-play a "restaurant" scene, with customers entering, ordering a meal, having a conversation, paying the bill, etc. This is an opportunity for students to interact in the designing as well as the performing of a mini-drama, and this interaction (suggesting, agreeing, confirming, giving opinions) will have obvious benefits if performed in English!

Finally groups can perform the finished product to the class!

### ***Part 1: The students will serve the teachers***

#### **a. The class will make a Menu and choose the students to be:**

- ✓ Waiters - 2
- ✓ Receptionist – 1
- ✓ Cookers – 2

- 
- ✓ Barman / Barwoman – 1
  - ✓ Clients and People to clear up the place – the other students

**b. Division of the class into 5 groups. Each group will elaborate a Menu:**

- ✓ Starters
- ✓ Main Course
- ✓ Dessert
- ✓ Drinks

Materials needed: Clippings of food and beverages. With these cuts, the students will develop the menu, creating dishes. They will serve the dishes.

***Part 2: The teachers will serve the students***

**Questions and important says to use in the activity:**

Would you like a table? Smoking or non-smoking?  
Would you like to see the menu?  
Would you like to order?  
Can I suggest the special of the day?  
What would you like to eat?  
What would you like to drink?  
Can I get you something else?  
Would you like to have some dessert?  
Waiter, can you bring me the bill please?  
Can you bring me a bottle of wine?  
Can I have a fork, please?  
Where is the toilet, please?  
Excuse me, this glass is dirty. Can I have another one, please?  
Keep the change.  
What would you suggest?

*Note: Vocabulary List "At the Restaurant" in the Appendix*

## Class 15

### ❖ Plural

The plural of a noun is usually made by adding "s" to the singular word:

*Example:*

dog – dogs

day – days

house – houses

**Exceptions:**

**1. Nouns ending in "o", "s", "ss", "sh", "ch", "x", "z": Add ES.**


tomato – tomatoes

kiss – kisses

brush – brushes

watch – watches

box – boxes



**Foreign words or abbreviated words ending in "o" or "s": JUST RECEIVE "S"**

piano – pianos

photo – photos


kimono – kimonos

**2. Nouns ending in "y" following a consonant: Remove the "y" and add IES.**

baby – babies

lady – ladies

country – countries



**Nouns ending in "y" following a vowel: JUST RECEIVE "S".**

boy – boys

day – days

**3. Some nouns that end with "f" or "fe": remove the "f" or "fe" and add "ve".**

wife – wives

life – lives

knife – knives

wolf – wolves

self – selves

calf – calves

shelf – shelves

leaf – leaves

loaf – loaves

thief – thieves

half – halves

sheaf – sheaves



**Other words ending in "f" or "fe" JUST RECEIVE "S":**

cliff – cliffs

safe – safes

## 4. Nouns with plural by a vowel change:

man – men  
woman – women  
goose – geese  
tooth – teeth  
foot – feet



## 5. Irregular plural forms:

child – children  
mouse – mice



## 6. Words that are ALWAYS PLURAL:

People	Paints	Scissors
Police	Trousers	Glasses
Shorts	Jeans	



## 7. Words that are ALWAYS SINGULAR:

Advice	Knowledge	Information
Baggage	Luggage	Furniture
News	Sheep	Fish



## ☆ Class Exercise:

<http://www.hseidensticker.de/unit0/plural1.htm> - Match the columns

<http://web2.uvcs.uvic.ca/elc/studyzone/330/grammar/plural1.htm>

Exercício de alternativa correta

Exercício para completar com o plural correto

[http://www.imparareinglese.co.uk/esercizi\\_inglese/plurals.html](http://www.imparareinglese.co.uk/esercizi_inglese/plurals.html)

Plural Regular e Irregular

<http://www.manythings.org/wbg/irr-plurals1-jw.html>

Plural Irregular – Match the columns

<http://www.quia.com/mc/67715.html>

Match the cards

☆ Homework:

Rewrite the given sentences with the underlined words in the plural form and make the necessary changes:

a. The dish is in the dishwasher.

---

b. The mouse eats cheese.

---

c. The woman runs very fast.

---

d. The child is playing in the park.

---

e. The pencil is in my pocket.

---

f. The box is full of books.

---

g. The man kicks the ball.

---

h. The class begin at 8:00 o'clock every morning.

---

i. The country is very large.

---

## Class 16

**Let's have more fun! Music Time!**



## Class 17

### ❖ Warm up: listen and repeat

Theyy're    Therere    Wherere    Comparere    Hungarian    Airport  
Food    Phrase    Eifty    Photo    Coffee    Different

### ❖ Simple Past

**When you were a child...**

- ... Who was your first friend?
- ... Where was your first school?
- ... What was the name of your first teacher?
- ... What was your best birthday?

#### **Verb to Be:**

	Simple Present	<i>Simple Past</i>
<i>I</i>	am	<i>was</i>
<i>You</i>	are	<i>were</i>
<i>He / She / It</i>	is	<i>was</i>
<i>We</i>	are	<i>were</i>
<i>You</i>	are	<i>were</i>
<i>They</i>	are	<i>were</i>

#### Example 1:

Aff: Mary was sick yesterday.

Int: Was Mary sick yesterday?

Neg: Mary { was not } sick yesterday.  
               { wasn't }

#### Example 2:

Aff: Peter and his family were at the club last weekend.

Int: Were Peter and his family at the club last weekend?

Neg: Peter and his family { were not } at the club last weekend.  
                                       { weren't }

**O Verbo To Be é AUTO SUFICIENTE!  
 NÃO PRECISA DE AUXILIAR!**



## Regular Verbs:

Auxiliar **DID**

Aff: She **traveled** to Canada.

Int: **Did** she **travel** to Canada?

Neg: She **{did not / didn't}** **travel** to Canada.

A forma é a mesma para todas as pessoas:

I		
You		
He / She / It	traveled	to Canada.
We		
They		

As formas de colocar os **Verbos Regulares** no passado:

- Adicionar **ed**:  
work – **worked**      learn – **learned**
- Verbs que terminam com e: adicionar **d**  
love – **loved**      live – **lived**
- Verbs de 1 só sílaba, que possuem CVC: Consoante + Vogal + Consoante:  
repetimos a consoante e adicionamos **ed**  
stop – **stopped**      plan – **planned**
- Verbs que terminam com **y** antecidos de consoante: excluimos o **y** e adicionamos **ied**  
study – **studied**      try – **tried**
- Para os verbs que terminam com y mas são antecidos de vogal, não vale a regra. Usar a regra geral: **ed**  
play – **played**      annoy – **annoyed**

## Key words – Simple Past:

Yesterday / last (month, year, winter, Saturday)  
Ago (a month ago, two years ago)

☆ **Class Exercise:**

***Did you take a photograph?***

Steve: When we started, the weather was fine. We walked about fifteen kilometres. About four hours later, we started to come home. Suddenly, the weather changed. It was very foggy. We were still in the mountains.

Philip: Did you stay there?

Steve: No, we didn't. We walked for an hour but it was very cold and dark. We decided to stop walking and wait.

Philip: Did you wait for a long time?

Steve: Well, no, we didn't. You see, after about two or three minutes, something happened. A dog, a big black dog suddenly appeared out of the fog. He had red eyes. Then he barked at us.

Philip: Did he want to help you?

Steve: Yes, he did. So we walked for two hours behind the dog. Then we arrived back at the village.

Philip: Did the dog stay with you?

Steve: No, he didn't. When we arrived at the village, he disappeared into the mountains.

Philip: Did you take a photograph?

Steve. No, we didn't.

**Answer the questions:**

1. How was the weather when they started to walk?

---

2. What did appear out of the fog?

---

3. Did the dog want to hurt them?

---

4. Did they arrive in the village safe?

---

5. Was the dog with them when they arrived in the village?

---

☆ **Homework:**

**1. Complete the sentences with was or were:**

- a) They \_\_\_\_\_ in the park yesterday.
- b) I \_\_\_\_\_ bored.
- c) He \_\_\_\_\_ in Australia last year.
- d) The film \_\_\_\_\_ awful!
- e) We \_\_\_\_\_ in the soccer game last weekend.
- f) Their bags \_\_\_\_\_ beside them.

**2. Complete the sentences with the Simple Past and give the interrogative and the negative forms:**

- a) He \_\_\_\_\_ very happy last night. (to be)

int: \_\_\_\_\_

neg: \_\_\_\_\_

- b) We \_\_\_\_\_ in the party yesterday. (to be)

int: \_\_\_\_\_

neg: \_\_\_\_\_

- c) She \_\_\_\_\_ to the boy. (to smile)

Int: \_\_\_\_\_

Neg: \_\_\_\_\_

- d) They \_\_\_\_\_ the car last week. (to wash)

Int: \_\_\_\_\_

Neg: \_\_\_\_\_

- e) They \_\_\_\_\_ a lot last night. (to dance)

Int: \_\_\_\_\_

Neg: \_\_\_\_\_

f) Julia \_\_\_\_\_ to Australia two years ago. (to travel)

Int: \_\_\_\_\_

Neg: \_\_\_\_\_

g) David and Peter \_\_\_\_\_ soccer last Friday. (to play)

Int: \_\_\_\_\_

Neg: \_\_\_\_\_

h) Carol \_\_\_\_\_ her Spanish classes last month. (to finish)

Int: \_\_\_\_\_

Neg: \_\_\_\_\_

### 3. Put the words in the correct column:

Always	Yesterday	Tomorrow
Last	Next	At the moment
Ago	Every	Now
		Usually

Simple Present	Present Continuous	Simple Future	Simple Past

### 4. Find the mistakes and correct the sentences:

a) Did John studied to the test?

\_\_\_\_\_

b) Mary and I was very good friends in college.

\_\_\_\_\_

c) The family played cards next week.

---

d) Was You and Michael in the party yesterday?

---

e) Was Monica played the piano last Saturday in Robert's house?

---

## Irregular Verbs:

Auxiliar **DID**

**to go – Simple Past: went**

Aff: She **went** to Europe last month.

Int: **Did** she **go** to Europe last month?

Neg: She {**did not**  
**didn't**} **go** to Europe last month.

A forma é a mesma para todas as pessoas:

I		
You		
He / She / It	went	to Europe last month.
We		
They		

## **Key words – Simple Past:**

Yesterday / last (month, year, winter, Saturday)  
Ago (a month ago, two years ago)

Cada verbo tem uma forma diferente no Simple Past:

- To go – went: ir  
To be – was / were: ser, estar  
To become – became: tornar-se  
To begin – began: começar  
To see – saw: ver  
To leave – left: deixar, partir  
To sing – sang: cantar  
To run – ran: correr  
To come – came: vir  
To do – did: fazer  
To make – made: fazer  
To find – found: encontrar  
To drive – drove: dirigir
- To cut – cut: cortar  
To cost – cost: custar  
To set – set: pôr em determinada condição, marcar, ajustar  
To put – put: por, colocar
- To think – thought: pensar  
To buy – bought: comprar  
To catch – caught: pegar  
To fight – fought: lutar

*Note: Complete list with the verbs in the Simple Past in the Appendix*

## ☆ Class Exercise:

Questions: What? When? How? Which? Who? Where?

1. What did you do yesterday?
2. When did you start to learn English?
3. How did you discover that Santa Claus is not real?
4. Who did you like to talk with when you were a kid?
5. Where did you go when you were a child?

**Write a paragraph using the Simple Past.**

---

---

---

---

---

☆ Homework:

1. Complete the sentences with **Simple Past** and put them in the asked forms. **Remember they are IRREGULAR VERBS!**

a) The car \_\_\_\_\_ last night. (to break)

Int: \_\_\_\_\_

Neg: \_\_\_\_\_

b) She \_\_\_\_\_ sick yesterday. (to feel)

Int: \_\_\_\_\_

Neg: \_\_\_\_\_

d) We \_\_\_\_\_ an old friend in the cinema. (to meet)

Int: \_\_\_\_\_

Neg: \_\_\_\_\_

e) Robert and Carol \_\_\_\_\_ very well when they were kids. (to sing)

Int: \_\_\_\_\_

Neg: \_\_\_\_\_

f) He \_\_\_\_\_ the game last Saturday! (to win)

Int: \_\_\_\_\_

Neg: \_\_\_\_\_

2. Complete the sentences with the **SIMPLE PAST** :

a) Mary \_\_\_\_\_ the house (to sell).

b) They \_\_\_\_\_ a card to their mother. (to send)

c) John \_\_\_\_\_ just one mistake in the exam. (to make)

d) Our teacher \_\_\_\_\_ us Simple Present and Simple Past. (to teach)

e) The dog \_\_\_\_\_ the house. (to leave)

f) My boyfriend \_\_\_\_\_ me a gift (to give)

g) The students \_\_\_\_\_ the whole homework last class. (to do)

**3. Complete the sentences with the correct word from the box:**

will do	broke	did
eats	was	are playing

- a) Carol \_\_\_\_\_ chocolate every day.
- b) Next month, John \_\_\_\_\_ a very difficult test.
- c) Joe \_\_\_\_\_ his leg playing soccer yesterday.
- d) Rachel and Joshua \_\_\_\_\_ cards now.
- e) \_\_\_\_\_ your friends come to the party last week?
- f) Brian \_\_\_\_\_ a very good student in the high school, some years ago.



☆ **Extra Exercise:**

Put the **IRREGULAR VERBS** in the **SIMPLE PAST** and make a sentence:

<b>Infinitive Form</b>	<b>Simple Past</b>	<b>Sentence</b>
<i>Ex: to become</i>	<i>became</i>	<i>She became a teacher last year.</i>
to begin		
to eat		
to lose		
to give		
to say		
to have		
to speak		
to think		
to put		
to be		
to come		
to leave		
to sleep		
to spend		
to take		
to tell		
to go		
to write		
to see		
to read		

## Class 18

### ❖ Family Tree



Grandfather }  
Grandmother } Grandparents

Grandson }  
Granddaughter } Grandchildren

Parents {  
Father  
Mother

Children {  
Son  
Daughter



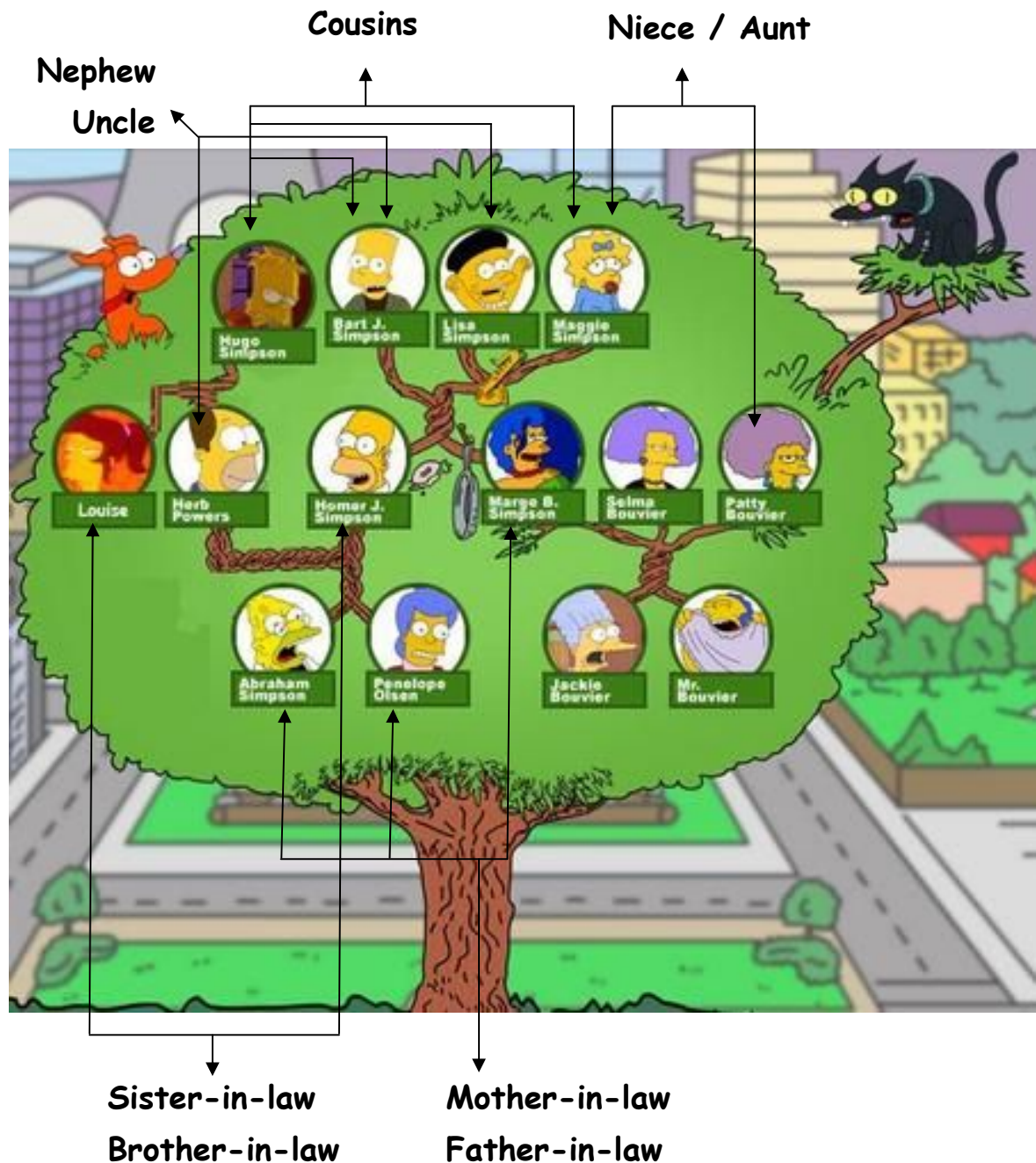
Husband

Wife

Brother

Sister

## Simpsons' Family Tree



### ☆ Homework:

Describe your family tree. Follow the example of Simpsons' family.

## Class 19

### ❖ **Suscreen**

#### *Video and text comprehension*

Ladies and Gentlemen of the class of '99

If I could offer you only one tip for the future, sunscreen would be it.

The long term benefits of sunscreen have been proved by scientists whereas the rest of my advice has no basis more reliable than my own meandering experience...I will dispense this advice now.

Enjoy the power and beauty of your youth; oh never mind; you will not understand the power and beauty of your youth until they have faded.

But trust me, in 20 years you'll look back at photos of yourself and recall in a way you can't grasp now how much possibility lay before you and how fabulous you really looked... You're not as fat as you imagine.

Don't worry about the future; or worry, but know that worrying is as effective as trying to solve an algebra equation by chewing bubblegum. The real troubles in your life are apt to be things that never crossed your worried mind; the kind that blindside you at 4pm on some idle Tuesday.

Do one thing every day that scares you. Sing ! Don't be reckless with other people's hearts, don't put up with people who are reckless with yours. Floss! Don't waste your time on jealousy; sometimes you're ahead, sometimes you're behind ... the race is long, and in the end, it's only with yourself. Remember the compliments you receive, forget the insults; if you succeed in doing this, tell me how. Keep your old love letters, throw away your old bank statements.

Stretch! Don't feel guilty if you don't know what you want to do with your life...the most interesting people I know didn't know at 22 what they wanted to do with their lives, some of the most interesting 40 year olds I know still don't.

Get plenty of calcium. Be kind to your knees, you'll miss them when they're gone.

Maybe you'll marry, maybe you won't, maybe you'll have children, maybe you won't, maybe you'll divorce at 40, maybe you'll dance the funky chicken on your 75th wedding anniversary...what ever you do, don't congratulate yourself too much or berate yourself either – your choices are half chance, so are everybody else's.

Enjoy your body, use it every way you can...don't be afraid of it, or what other people think of it, it's the greatest instrument you'll ever own.. Dance !...even if you have nowhere to do it but in your own living room. Read the directions, even if you don't follow them. Do NOT read beauty magazines, they will only make you feel ugly.

Get to know your parents, you never know when they'll be gone for good. Be nice to your siblings; they are the best link to your past and the people most likely to stick with you in the future. Understand that friends come and go, but for the precious few you should hold on. Work hard to bridge the gaps in geography and lifestyle because the older you get, the more you need the people you knew when you were young.

Live in New York City once, but leave before it makes you hard; live in Northern California once, but leave before it makes you soft. Travel!

Accept certain inalienable truths, prices will rise, politicians will philander, you too will get old, and when you do you'll fantasize that when you were young prices were reasonable, politicians were noble and children respected their elders. Respect your elders. Don't expect anyone else to support you. Maybe you have a trust fund, maybe you have a wealthy spouse; but you never know when either one might run out.

Don't mess too much with your hair, or by the time you're 40, it will look 85. Be careful whose advice you buy, but, be patient with those who supply it. Advice is a form of nostalgia, dispensing it is a way of fishing the past from the disposal, wiping it off, painting over the ugly parts and recycling it for more than it's worth.

But trust me on the sunscreen...

## Get Ready To The Test! Extra Exercises!

### 1. Complete the paragraphs with the words from the box

black	watch	fruit	works	sell	sister
wake up	drink	vegetables	wash	dress	

Hi, my name is John. I live in a typical English family. I have a father, mother and a \_\_\_\_\_ and we all live together in a house in a town called London. At the back of our house we have our garden where I play with my sister.

The day starts at about 7 o'clock when Dad and mum \_\_\_\_\_. My sister and I usually watch TV in our pajamas until breakfast. We have breakfast at 8 o'clock. I like to eat Rice Krispies (cereal). I also \_\_\_\_\_ a glass of milk. My mum has toast, a glass of orange juice and a cup of coffee.

After breakfast, my sister and I, \_\_\_\_\_ our school uniform. I wear grey trousers, a white shirt and a blue sweat shirt.

We all leave the house by 8.30. Dad goes to work. He \_\_\_\_\_ with computers. Mum, my sister and I walk to school. I take a packed lunch to school, which contains things like sandwiches, \_\_\_\_\_ and a bag of crisps.

When I get home, I help mum to \_\_\_\_\_ the dishes. I also have to tidy my bedroom.

In the evenings, I usually do my homework before watching more TV. Mum helps me with my homework. My family likes to \_\_\_\_\_ soap operas.

I enjoy playing on my computer. I have a pet rabbit called Sooty. Its colour is \_\_\_\_\_.

Every Saturday, my family and I, go into town to the open market. People \_\_\_\_\_ vegetables, clothes, toys, posters, and nearly anything else out on the street. Mum buys fruit and \_\_\_\_\_ there.

## 2. Describe the pictures below. Be creative!

### a) Present Continuous



---

---

---

---

---

---

### b) Simple Present

---

---

---

---

---

---



### c) Simple Future



---

---

---

---

---

---

### d) Simple Past

---

---

---

---

---

---



**3. Find the mistakes and correct the sentences:**

a) The boys likes to play soccer and basketball.

---

b) My family and I am living near to the club.

---

c) Mary is going to buy an pet. It will being a dog.

---

d) Robert, Helen and Peter are teaching Math next Friday.

---

e) That girl near me is from Canada. His favorite color is blue.

---

f) James watchs the game on TV every Saturday.

---

g) Rachel and her cat goes to the park now.

---

h) Those woman are very beautiful!

---

i) Did the girl was sick yesterday?

---

j) Mary and John becomed very nice teachers.

---

k) The children is playing in the park .

---

l) Rachel did not ate the hamburger yesterday.

---



m) The leafs of the trees are falling!

\_\_\_\_\_

n) Peter and his family will travel yesterday.

\_\_\_\_\_

o) Are they will going to visit the museum next week?

\_\_\_\_\_

p) Lucy did wrote a letter to his grandmother next month.

\_\_\_\_\_

q) Will the students are going to have a text next Monday?

\_\_\_\_\_

4. Complete the sentences below with the right word from the box:

blonde	erasers	on	grandmother	a
mother	thin	classes	cousins	tall

a) That cat \_\_\_\_\_ the wall is so sweet!

b) I need to buy \_\_\_\_\_ pen, two \_\_\_\_\_ and a notebook. The \_\_\_\_\_

will start on Monday!

c) My \_\_\_\_\_ and my \_\_\_\_\_ really look alike!

d) Look that \_\_\_\_\_, \_\_\_\_\_ and \_\_\_\_\_ woman! She is a very famous actress!

e) My aunt has two daughters and a son. They are my \_\_\_\_\_.

## 5. Give the right plural:

	Plural
Leaf	
Bus	
Information	
Baggage	
Watch	
Boy	
Man	
Child	
Country	
Tooth	
Baby	
Life	

	Plural
Tomato	
Woman	
Mouse	
Wife	
Foot	
Photo	
Kiss	
People	
Sky	
Hand	
Knife	
Lady	

## 6. Put the key words on the right columns:

always	yesterday	often	ago	now
at the moment	usually	every	last	tomorrow

<i>Simple Present</i>	<i>Present Continuous</i>	<i>Future</i>	<i>Simple Past</i>

## 7. Make sentences using the given verbs:

a) To be – Simple Present

---

b) To go – Simple Past

---

c) To travel – Future “Will”

---

d) To play – Present Continuous

---

e) To study – Simple Past

---

f) To write – Future “To be going to”

---

g) To eat – Simple Present – 3<sup>a</sup> person

---

h) To buy – Simple Past

---

i) To read – Simple Past - Negative

---

j) To invite – Future “Will”

---

k) To know – Simple Past - Interrogative

---

l) To find – Simple Past

---

# Appendix

## ❖ Regular Verbs

<i>Infinitive</i>	<i>Past</i>	<i>Past Participle</i>	<i>Translation</i>
to accept	accepted	accepted	aceitar
to admire	admired	admired	admirar
to agree	agreed	agreed	concordar
to allow	allowed	allowed	permitir
to analyse	analysed	analysed	analisar
to announce	announced	announced	anunciar
to answer	answered	answered	responder
to appear	appeared	appeared	aparecer
to appreciate	appreciated	appreciated	apreciar
to approve	approved	approved	aprovar
to arrive	arrived	arrived	chegar
to ask	asked	asked	perguntar
to attach	attached	attached	anexar
to attack	attacked	attacked	atacar
to attract	attracted	attracted	atrair
to avoid	avoided	avoided	evitar
to brush	brushed	brushed	escovar
to calculate	calculated	calculated	calcular
to call	called	called	chamar
to care	cared	cared	preocupar-se
to change	changed	changed	mudar
to clean	cleaned	cleaned	limpar
to close	closed	closed	fechar
to collect	collected	collected	coleccionar
to colour	coloured	coloured	colorir
to communicate	communicated	communicated	comunicar
to compare	compared	compared	comparar
to compete	competed	competed	competir
to complain	complained	complained	reclamar
to complete	completed	completed	completar
to concentrate	concentrated	concentrated	concentrar-se
to confess	confessed	confessed	confessar
to confuse	confused	confused	confundir
to connect	connected	connected	conectar
to continue	continued	continued	continuar
to copy	copied	copied	copiar
to correct	corrected	corrected	corrigir
to cry	cried	cried	chorar
to dance	danced	danced	dançar
to decide	decided	decided	decidir
to decorate	decorated	decorated	decorar

<i>Infinitive</i>	<i>Past</i>	<i>Past Participle</i>	<i>Translation</i>
to depend	depended	depended	depend
to describe	described	described	descrever
to deserve	deserved	deserved	merecer
to destroy	destroyed	destroyed	destruir
to detect	detected	detected	detectar
to develop	developed	developed	desenvolver
to disagree	disagreed	disagreed	discordar
to disappear	disappeared	disappeared	desaparecer
to dress	dressed	dressed	vestir
to dry	dried	dried	secar
to educate	educated	educated	educar
to employ	employed	employed	empregar
to encourage	encouraged	encouraged	encorajar
to enjoy	enjoyed	enjoyed	divertir-se
to enter	entered	entered	entrar
to escape	escaped	escaped	escapar
to expect	expected	expected	esperar por
to explain	explained	explained	explicar
to explode	exploded	exploded	explodir
to fail	failed	failed	ser reprovado em exame/ falhar
to fill	filled	filled	encher/completar
to finish	finished	finished	terminar/concluir
to follow	followed	followed	seguir
to form	formed	formed	formar
to fry	fried	fried	fritar
to guide	guided	guided	guiar/conduzir
to handle	handled	handled	manusear/lidar com
to happen	happened	happened	acontecer
to hate	hated	hated	odiar
to heat	heated	heated	aquecer
to help	helped	helped	ajudar
to hook	hooked	hooked	engancha
to hunt	hunted	hunted	caçar
to realise	realised	realised	perceber / realizar
to receive	received	received	receber
to recognise	recognised	recognised	reconhecer
to reduce	reduced	reduced	reduzir
to refuse	refused	refused	recusar
to regret	regreted	regreted	lastimar/arrepender-se
to relax	relaxed	relaxed	relaxar/descansar
to remember	remembered	remembered	lembrar/recordar
to remind	reminded	reminded	lembrar/trazer à memória
to repair	repaired	repaired	reparar/arrumar
to repeat	repeated	repeated	repetir
to replace	replaced	replaced	repor

<i>Infinitive</i>	<i>Past</i>	<i>Past Participle</i>	<i>Translation</i>
to reply	replied	replied	responder/replicar
to reproduce	reproduced	reproduced	reproduzir
to rescue	rescued	rescued	livrar/salvar/socorrer
to return	returned	returned	regressar
to satisfy	satisfied	satisfied	satisfazer
to save	saved	saved	salvar
to scare	scared	scared	assustar
to scratch	scratched	scratched	arranhar/riscar
to scream	screamed	screamed	gritar
to search	searched	searched	pesquisar/procurar/buscar
to separate	separated	separated	separar
to serve	served	served	servir
to share	shared	shared	compartilhar/dividir
to shop	shopped	shopped	fazer compras
to smell	smelled	smelled	cheirar/
to smile	smiled	smiled	sorrir
to smoke	smoked	smoked	soltar fumaça/fumar
to sneeze	sneezed	sneezed	espirrar
to spell	spelled	spelled	soletrar
to start	started	started	começar/iniciar
to stay	stayed	stayed	ficar/permanecer
to stop	stopped	stopped	parar
to stretch	stretched	stretched	alongar
to succeed	succeeded	succeeded	suceder/ter sucesso
to hurry	hurried	hurried	apressar-se
to identify	identified	identified	identificar
to ignore	ignored	ignored	ignorar
to imagine	imagined	imagined	imaginar
to impress	impressed	impressed	impressionar/comover
to improve	improved	improved	melhorar
to increase	increased	increased	aumentar/crescer
to inform	informed	informed	informar
to injure	injured	injured	prejudicar/ferir
to instruct	instructed	instructed	instruir/ensinar
to intend	intended	intended	pretender
to interest	interested	interested	interessar/atrair
to introduce	introduced	introduced	inserir/introduzir/trazer
to invent	invented	invented	inventar
to invite	invited	invited	convidar
to irritate	irritated	irritated	irritar
to itch	itched	itched	coçar
to join	joined	joined	ligar-se/juntar-se/unir-se
to jump	jumped	jumped	pular/saltar
to kill	killed	killed	matar
to kiss	kissed	kissed	beijar

<i>Infinitive</i>	<i>Past</i>	<i>Past Participle</i>	<i>Translation</i>
to knock	knocked	knocked	bater em
to laugh	laughed	laughed	gargalhar/dar risada
to learn	learned	learned	aprender
to like	liked	liked	gostar
to list	listed	listed	listar
to listen	listened	listened	escutar/prestar atenção
to live	lived	lived	viver/existir/habitar
to look	looked	looked	olhar
to love	loved	loved	amar
to marry	married	married	casar
to measure	measured	measured	medir/comparar
to melt	melted	melted	fundir/derreter
to memorize	memorized	memorized	memorizar
to miss	missed	missed	falhar/errar/sentir falta
to mix	mixed	mixed	misturar/combinar
to move	moved	moved	mover/deslocar/alterar
to name	named	named	nomear/mencionar
to need	needed	needed	precisar
to notice	noticed	noticed	notar/perceber/reparar
to obey	obeyed	obeyed	obedecer
to observe	observed	observed	observar
to obtain	obtained	obtained	obter
to occur	occured	occured	ocorrer/acontecer
to offer	offered	offered	oferecer
to open	opened	opened	abrir
to order	ordered	ordered	ordenar/encomendar/ fazer pedido
to paint	painted	painted	pintar
to park	parked	parked	estacionar
to pass	passed	passed	passar
to paste	pasted	pasted	colar/grudar
to perform	performed	performed	realizar/efetuar
to phone	phoned	phoned	telefonar
to plan	planned	planned	planejar
to play	played	played	jogar/brincar
to please	pleased	pleased	agradar
to post	posted	posted	postar/colocar
to pour	poured	poured	despezar/entornar
to practice	practiced	practiced	praticar
to pray	prayed	prayed	rezar/orar
to prefer	preferred	preferred	preferir
to prepare	prepared	prepared	preparar
to present	presented	presented	apresentar
to preserve	preserved	preserved	preservar/proteger
to prevent	prevented	prevented	prevenir
to produce	produced	produced	produzir

<i>Infinitive</i>	<i>Past</i>	<i>Past Participle</i>	<i>Translation</i>
to program	programmed	programmed	programar
to promise	promised	promised	prometer
to protect	protected	protected	proteger
to provide	provided	provided	prover/abastecer/suprir/dar
to question	questioned	questioned	questionar
to rain	rained	rained	chover
to reach	reached	reached	alcançar/obter
to supply	supplied	supplied	fornecer/abastecer/ suprir
to support	supported	supported	ajudar/auxiliar/apoiar
to suppose	supposed	supposed	supor/considerar como
to surprise	surprised	surprised	surpreender
to suspect	suspected	suspected	suspeitar
to talk	talked	talked	falar/conversar
to taste	tasted	tasted	experimentar/sentir o gosto
to tease	teased	teased	importunar
to test	tested	tested	testar
to thank	thanked	thanked	agradecer
to touch	touched	touched	tocar
to transport	transported	transported	transportar
to travel	traveled	traveled	viajar
to tremble	trembled	trembled	tremer
to trust	trusted	trusted	confiar
to try	tried	tried	tentar/experimentar
to turn	turned	turned	girar/virar-se/voltar-se /mudar de posição
to use	used	used	usar
to visit	visited	visited	visitar
to wait	waited	waited	esperar
to walk	walked	walked	andar/caminhar
to want	wanted	wanted	querer
to warm	aquecer	aquecer	warmed
to warn	warned	warned	advertir/infomar/chamar a atenção
to wash	washed	washed	lavar
to waste	wasted	wasted	desperdiçar/perder/ gastar
to watch	watched	watched	assistir a
to whisper	whispered	whispered	sussurrar
to wonder	wondered	wondered	admirar-se/querer saber/estar curioso por saber
to work	worked	worked	trabalhar
to worry	worried	worried	preocupar-se
to yawn	yawned	yawned	bocejar
to yell	yelled	yelled	gritar/berrar



## ❖ Irregular Verbs

<i>Infinitive</i>	<i>Past</i>	<i>Past Participle</i>	<i>Translation</i>
to arise	arose	arisen	surgir, erguer-se
to awake	awoke	awoken	despertar
to be	was, were	been	ser, estar
to bear	bore	borne	suportar, ser portador de
to beat	beat	beaten	bater
to become	became	become	tornar-se
to befall	befell	befallen	acontecer
to begin	began	begun	começar
to behold	beheld	beheld	contemplar
to bend	bent	bent	curvar
to bet	bet	bet	apostar
to bid	bid	bid	oferecer, fazer uma oferta
to bind	bound	bound	unir, encadernar, obrigar-se
to bite	bit	bitten	morder
to bleed	bled	bled	sangrar, ter hemorragia
to blow	blew	blown	assoprar, explodir
to break	broke	broken	quebrar
to breed	bred	bred	procriar, reproduzir
to bring	brought	brought	trazer
to broadcast	broadcast	broadcast	transmitir
to build	built	built	construir
to buy	bought	bought	comprar
to cast	cast	cast	atirar, deitar
to catch	caught	caught	pegar, capturar
to choose	chose	chosen	escolher
to cling	clung	clung	aderir, segurar-se
to come	came	come	vir
to cost	cost	cost	custar
to creep	crept	crept	rastejar
to cut	cut	cut	cortar
to deal	dealt	dealt	negociar, tratar
to dig	dug	dug	cavocar
to do	did	done	fazer
to draw	drew	drawn	tracionar, desenhar
to drink	drank	drunk	beber
to drive	drove	driven	dirigir, ir de carro
to eat	ate	eaten	comer
to fall	fell	fallen	cair
to feed	fed	fed	alimentar
to feel	felt	felt	sentir, sentir-se
to fight	fought	fought	lutar
to find	found	found	achar, encontrar
to flee	fled	fled	fugir, escapar
to fling	flung	flung	arremessar
to fly	flew	flown	voar, pilotar
to forbid	forbade	forbidden	proibir

<i>Infinitive</i>	<i>Past</i>	<i>Past Participle</i>	<i>Translation</i>
to forget	forgot	forgot, forgotten	esquecer
to forgive	forgave	forgiven	perdoar
to freeze	froze	frozen	congelar, paralisar
to get	got	gotten, got	obter
to give	gave	given	dar
to go	went	gone	ir
to grind	ground	ground	moer
to grow	grew	grown	crescer, cultivar
to have	had	had	ter, beber, comer
to hear	heard	heard	ouvir
to hide	hid	hidden, hid	esconder
to hit	hit	hit	bater
to hold	held	held	segurar
to hurt	hurt	hurt	machucar
to keep	kept	kept	guardar, manter
to know	knew	known	saber, conhecer
to lay	laid	laid	colocar em posição horizontal, assentar
to lead	led	led	liderar
to leave	left	left	deixar, partir
to lend	lent	lent	dar emprestado
to let	let	let	deixar, alugar
to lie	lay	lain	deitar
to lose	lost	lost	perder, extraviar
to make	made	made	fazer, fabricar
to mean	meant	meant	significar, querer dizer
to meet	met	met	encontrar, conhecer
to overcome	overcame	overcome	superar
to overtake	overtook	overtaken	alcançar, surpreender
to pay	paid	paid	pagar
to put	put	put	colocar
to quit	quit	quit	abandonar
to read	read	read	ler
to ride	rode	ridden	andar
to ring	rang	rung	tocar (campainha, sino)
to rise	rose	risen	subir, erguer-se
to run	ran	run	correr, concorrer, dirigir
to saw	sawed	sawn	serrar
to say	said	said	dizer
to see	saw	seen	ver
to seek	sought	sought	procurar obter, objetivar
to sell	sold	sold	vender
to send	sent	sent	mandar, enviar
to set	set	set	pôr em determinada condição, marcar, ajustar
to shake	shook	shaken	acudir, tremer
to shed	shed	shed	soltar, deixar cair

<i>Infinitive</i>	<i>Past</i>	<i>Past Participle</i>	<i>Translation</i>
to shine	shone	shone	brilhar, reluzir
to shoot	shot	shot	tirar, alvejar
to show	showed	shown	mostrar, exibir
to shrink	shrank	shrunk	encolher, contrair
to shut	shut	shut	fechar, cerrar
to sing	sang	sung	cantar
to sink	sank	sunk	afundar, submergir
to sit	sat	sat	sentar
to slay	slew	slain	matar, assassinar
to sleep	slept	slept	dormir
to slide	slid	slid	deslizar, escorregar
to sling	slung	slung	atirar, arremessar
to speak	spoke	spoken	falar
to spend	spent	spent	gastar
to spin	spun	spun	fiar, rodopiar
to spit	spit, spat	spit, spat	cuspir
to spread	spread	spread	espalhar
to spring	sprang	sprung	fazer saltar
to stand	stood	stood	parar de pé, agüentar
to steal	stole	stolen	roubar
to stick	stuck	stuck	cravar, fincar, enfiar
to sting	stung	stung	picar (inseto)
to stink	stank	stunk	cheirar mal
to strike	struck	struck	golpear, desferir, atacar
to string	strung	strung	encordoar, amarrar
to strive	strove	striven	esforçar-se, lutar
to swear	swore	sworn	jurar, prometer, assegurar
to sweep	swept	swept	varrer
to swim	swam	swum	nadar
to swing	swung	swung	balançar, alternar
to take	took	taken	tomar
to teach	taught	taught	ensinar, dar aula
to tear	tore	torn	rasgar, despedaçar
to tell	told	told	contar
to think	thought	thought	pensar
to throw	threw	thrown	atirar, arremessar
to tread	trod	trodden	pisar, trilhar
to undergo	underwent	undergone	submeter-se a, suportar
to understand	understood	understood	entender
to uphold	upheld	upheld	sustentar, apoiar, defender
to wear	wore	worn	vestir, usar, gastar
to win	won	won	vencer, ganhar
to wind	wound	wound	enrolar, rodar, dar corda
to write	wrote	written	escrever, redigir

## ❖ Vocabulary – Countries and Nationalities

<i><b>Countries</b></i>	<i><b>Nationalities</b></i>	<i><b>Countries</b></i>	<i><b>Nationalities</b></i>
Afghanistan	Afghan	Iceland	Icelander
Algeria	Algerian	India	Indian
Andorra	Andorrian	Indonesia	Indonesian
Arabia	Arabian	Iran	Iranian
Argentina	Argentinian, Argentine	Iraq	Iraqi
Australia	Australian	Ireland	Irish
Austria	Austrian	Israel	Israeli
Belgium	Belgian	Italy	Italian
Bolivia	Bolivian	Jamaica	Jamaican
Brazil	Brazilian	Japan	Japanese
Bulgaria	Bulgarian	Korea	Korean
Cambodia	Cambodian	Laos	Laotian
Canada	Canadian	Latvia	Latvinian
Chile	Chilean	Lebanon	Lebanese
China	Chinese	Lithuania	Lithuanian
Colombia	Colombian	Malaysia	Malaysian
Costa Rica	Costa Rican	Malta	Maltese
Cuba	Cuban	Mexico	Mexican
Cyprus	Cypriot	Morocco	Moroccan
Czechoslovakia	Czechoslovakian	Nepal	Nepalese
Denmark	Danish	New Zealand	New Zealander
Ecuador	Ecuadorian	Nicaragua	Nicaraguan
Egypt	Egyptian	Nigeria	Nigerian
El Salvador	Salvadorean	Norway	Norwegian
England	English	Pakistan	Pakistani
Estonia	Estonian	Palestine	Palestinian
Finland	Finnish	Panama	Panamanian
France	French	Paraguay	Paraguayan
Germany	German	Peru	Peruvian
Greece	Greek	Poland	Polish
Greenland	Greenlander	Polynesia	Polynesian
Guatemala	Guatemalan	Portugal	Portuguese
Haiti	Haitian	Romania	Romanian
Hawaii	Hawaiian	The Bahamas	Bahamian
Honduras	Honduran	The Dominican Republic	Dominican
Hungary	Hungarian	The Netherlands	Dutch

## ❖ Vocabulary – Professions

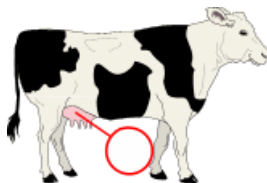
<i>Professions</i>		
an Accountant	an Economist	a Pilot
an Actor/Actress	an Editor	a Plumber
an Air Steward	an Electrician	a Policeman/Policewoman / Police Officer (an officer)
an Archaeologist	an Engineer	a Politician
an Architect	a Farmer	a Porter
an Assistant	a Film Director	a Postman (U.K.); Mailman (U.S.A)
an Astronaut	a Fireman	a Printer
an Author	a Fisherman	a Prison Officer / Warder
a Baker	a Fishmonger	a Programmer
a Barman / Barmaid / Bar Person	a Flight Attendant	a Psychiatrist
a Biologist	a Florist	a Psychologist
a Bricklayer	a Fruiterer	a Receptionist
a Builder	a Gardener	a Sailor
a Bus Driver	a Hairdresser	a Salesman / Saleswoman /Salesperson
a Businessman / Businesswoman / an Executive	a Head Teacher	a Scientist
a Butcher	a Jeweler	a Secretary
a Cabinetmaker	a Journalist	a Shoemaker; Cobbler
a Caretaker	a Judge	a Shop Assistant
a Carpenter	a Lawyer	a Singer
a Cashier	a Lecturer	a Soldier
a Chef	a Lorry Driver (U.K.) ; Truck Driver (U.S.A.)	a Solicitor
a Civil Servant	a Manager	a Surgeon
a Cleaner	a Mechanic	a Tailor
a Clerk	a Meteorologist	a Taxi Driver
a Clown	a Miner	a Teacher
a Company Director	a Musician	a Telephone Operator
a Computer Operator / Programmer	a Nanny ; Nursemaid	a Telephonist
a Cook	a News Reader / News Presenter	a Tobacconist
a Decorator	a Nurse	a Travel Agent
a Dentist	an Optician	a Tv Cameraman
a Designer	a Painter	a Tv Presenter
a Director	a Personal Assistant	a Veterinary Surgeon; Vet (U.K.) ; Veterinarian (U.S.A)
a Doctor	a Pharmacist ; Chemist	a Waiter/Waitress
a Dressmaker	a Photographer	a Writer

## ❖ Vocabulary – Animals

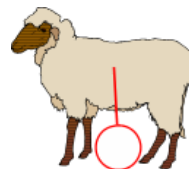
BULL



COW



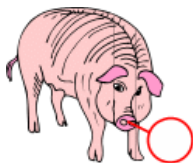
SHEEP



GOAT



PIG




COCK / CHICKEN



DONKEY



HORSE



PIGEON



BIRD



CAT




DOG



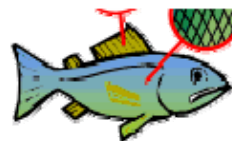
DUCK



EAGLE



FISH



DOLPHIN



SHARK



WHALE



SHRIMP



CRAB



LOBSTER



OCTOPUS




ANT



GRASSHOPPER



SCORPION



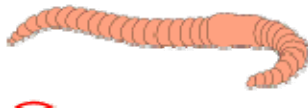
FLY



SPIDER



WORM



SNAIL



MOSQUITO



COCHROACH



LADYBUG



BUTTERFLY




BEE



FROG



TURTLE




SNAKE



LIZARD



CROCODILE



ALLIGATOR



DINOSAURS





## ❖ Vocabulary – At the Restaurant

<i>Foods and Vegetables</i>		
Almonds	Carrot	Onion
Baked	Cheese	Pancakes
Beans	Cucumber	Peanuts
Bread	Lamb cutlet	Potato
Butter	Lentils	Potato chips
Crawfish	Mushrooms	Ribs
French fries	Oyster	Salad
Ham	Peas	Salmon
Hot dog	Pig	Eggs
Lamb	Pork chops	Snacks
Meatball	Asparagus	Sheep
Octopus	Bacon	Steak
Pasta	Broccoli	Tomato
Pizza	Cauliflower	Tuna
Pork	Cheeseburger / hamburger	Salami
Anchovy	Chicken	Scallop
Apricot	Corn	Shrimps
Beef	Garlic	spaghetti
black currant	Lobster	Spinach
bread crumbs	Noodles	Stew
Cabbage		Turkey

<i>Fruits</i>		
apple	mango	banana
cherry	melon	strawberry
grapes	peach	raspberry
lime	coconut	tangerine
orange	grapefruit	watermelon
avocado	lemon	plum

<i>Desserts</i>		
Chocolate	Pie	Jelly
Ice cream - flavors: chocolate, vanilla, strawberry, mint, chocolate chips, dark chocolate, rum raisin, pistacchio, cappuccino	Cookies	Cake
lemon pie	Jam	Pudding



<i>Beverages</i>		
champagne	cocktail	coke
coffee, american coffee, coffee with milk, white coffee, cappuccino	milk	regular soda, light soda
juice	tea	white, red, rose wine / dry wine
mineral water / water	whisky (uk) whiskey (us)	beer
sparkling water	gin	

<i>Others</i>		
can	counter, bar	dish
low-calorie	bottle	dessert spoon
glass	plate	cup, tea spoon
fork	knife	sauce
spoon	salt	sausage
sugar	syrup	vinegar
restroom	waiter	bartender
fried	grilled	cold, hot, warm
half a litre / a litre	mashed	scrambled eggs

## Pictures:

(Can be used in the activity "At The Restaurant")





	Potato		Strawberries
	Pumpkin		Shrimps
	Carrots		Cherries
	Cauliflower		Eggs
	Celery		Cucumber
	Cookies		Doughnut

	Egg-plant		Green Pepper
	French-fries		Ham
	Garlic		Hamburger
	Grapes		Hot-dog
	Lemon		Hot pepper
	Lettuce		Kiwi fruit



